





# CREATIVE CREW

- 
- 
1. Decorate a rolling cart with brown or tan butcher paper or plastic tablecloth. Make a poster that says “Happy Trails Cart”. Participate in delivering cart items to all the teachers on their special day.
  2. Wrap the water bottles and chocolate bars with the templates provided and add them to the Happy Trails Cart for the teachers.
  3. Use the posters to inform the entire school about the upcoming Teacher Appreciation Day.
  4. Write a thoughtful thank you note to at least one of your teachers.
  5. Dress in cowboy attire and participate in delivering items from the Happy Trails Cart to the teachers on Teacher Appreciation Day.
  6. Help create the **Wild West Road Trip Journal** and lead your classroom in the individual classroom presentation, if possible.


# Water bottle Label

Creative

**HAPPY TEACHER DAY!**

**HATS OFF  
TO  
YOU!**



**THANK YOU FOR A GREAT YEAR!**



**HAPPY TEACHER DAY!**

**HATS OFF  
TO  
YOU!**


**THANK YOU FOR A GREAT YEAR!**



**HAPPY TEACHER DAY!**

**HATS OFF  
TO  
YOU!**

**THANK YOU FOR A GREAT YEAR!**



# Candy Bar Label

Creative



**HAPPY TEACHER DAY!**

**OUR  
TEACHERS  
ARE THE  
BEST  
IN THE  
WEST!**

**THANK  
A  
TEACHER  
TODAY!**

**HAPPY TEACHER DAY!**

**OUR  
TEACHERS  
TAKE US  
TO THE  
DEPTH  
OF  
KNOWLEDGE!**

**GRAND CANYON**

NATIONAL PARK

**YEE HAW!**

**WE  
LOVE  
OUR  
TEACHERS!**



**Happy Trails**

**TO OUR TEACHERS!**