

# TEACHER APPRECIATION DAY

**Happy Trails Cart and Luncheon.** Walk around with a decorated cart with theme-related items such trail mix, water bottles and chocolate bars wrapped in the provided templates. Deliver to each teacher on Teacher Appreciation Day. If a BBQ lunch is provided, invite each teacher to the place where the lunch is set up to enjoy during their lunch time.

**Wild West Road Trip Journal (thank you book).** Enlist G-Force students, art teacher or room moms to help each classroom create a book filled with thank you notes written by the classroom students.

**Gratitude Game.** Enlist the G-Force students, Special Area Teachers or room moms to lead this fun and honoring game for the teacher.

**Yee-Haw Announcements.** To create excitement about Teacher Day, invite 2 students to make a dramatic presentation of the announcements over the school intercom.

**Teachers, We Honor You rewritten lyrics.** Enlist the music teacher or another adult to teach the chorus or another group of students the rewritten lyrics to sing over the intercom or live during the luncheon.

**Tumbleweed Marquee Messages.** Use one of the marquee messages provided or create your own to honor the teachers and inform the community of Teacher Appreciation Day.

**Artwork.** In addition to the posters created by the Creative Crew, enlist the art teacher to help students make posters for the classroom doors to promote Teacher Appreciation Day throughout the school.

**Templates.** Use the templates provided to wrap a water bottle and chocolate bar for each teacher and include them on the Happy Trails Cart.

**ROAD  
TRIP  
OUT  
WEST**  
THEME

# SCHOOL COORDINATOR

1. Distribute parts of the packet to the appropriate crew leader (action, creative, paparazzi) beforehand so they will be prepared for the planning meeting
2. Hold a planning meeting with the crew leaders to determine the activities for the appreciation day.
3. Depending on grade level, decide who will lead the Gratitude Game in each classroom (G-Force students, Special Area Teachers, room moms in elementary school). If you are using the G-Force students to lead the classroom presentations, enlist the help of the G-Force Adviser to oversee the students in getting directions on the Gratitude Game and presentation.
4. Purchase enough candy for each classroom to play the Gratitude Game.
5. Ask the principal for 10 or 15 minutes on Teacher Appreciation Day for the Gratitude Game and presentation to the teacher in the individual classrooms.

## Planning Meeting Agenda:

1. Decide the activities you will do for the appreciation day.
2. Discuss getting the G-Force students, Special Area Teachers or room moms to help classroom students create a Wild West Road Trip Journal filled with thank you notes written by the classroom students.
3. Discuss who will lead the Gratitude Game in each classroom.
4. Discuss what A-Team students will push the Happy Trails Cart around to each teacher.



# HAPPY TRAILS CART & LUNCHEON

Enlist a community group such as a church or a school club to provide trail mix, water bottles and chocolate bars for the cart. Make sure you get enough items for all the teachers.

Enlist another community or school group to provide a BBQ lunch for the teachers on Teacher Appreciation Day.

Food and drink suggestions include:

BBQ  
Potato salad  
Chips  
Baked beans  
Water  
Sweet tea  
Lemonade

Action

Decorate a cart with brown paper with a poster board with “Happy Trails to Our Teachers”.

Decorate the food area in the teacher lounge with a red checked tablecloth, cowboy hats and other theme-related items.

Label the drink table “The Watering Hole”.

Creative



On Teacher Appreciation Day, dress in western wear such as a cowboy hat, cowboy boots and a bandana.

With as many A-Team students participating as possible, wheel the Happy Trails Cart around to each teacher's room and present the trail mix, water bottle and chocolate bar along with a hug and thank you.

If a luncheon is provided, invite the teacher to the BBQ luncheon in the teacher's lounge.

Action

Creative

Paparazzi

# WILD WEST ROAD TRIP JOURNAL

## THANK YOU NOTES

Enlist the G-Force students, art teacher or room moms in elementary school to lead the classroom in creating the journal with the cover page and handwritten thank you notes.

### Action

Use the Wild West Road Trip Journal template provided on the next page as the cover page of the journal.

Use the Thank You note template provided for each classroom student to write a thank you note to the teacher. Or use notebook paper.

Staple the thank you notes behind the cover page and present the booklet to the teacher during the presentation.



## GRATITUDE GAME

### Action

Enlist the G-Force students, Special Area Teachers or room moms in elementary school to lead this simple activity inside the classroom on Teacher Appreciation Day. It is a great way to honor each teacher as he/she gets to hear from students in real time the things they are thankful for! Note: a student will be able to lead this game in the middle and high schools; an adult needs to lead it in the elementary school

Each student will receive a piece of colored candy (jolly rancher) or a snack size bag of candy (skittles or m&ms)

Assign one of the following five statements to a particular color (look at the color of candies you give out). Each student will answer the statement that coordinates with their color candy.

If using skittles or m&ms, have students see what color they have most of and they will answer the statement that goes with that color.

1. My favorite thing about Ms. \_\_\_\_\_ is
2. My favorite thing we do in Ms. \_\_\_\_\_ class is
3. I love it when Ms. \_\_\_\_\_ does this
4. Ms. \_\_\_\_\_ is a great teacher because
5. The best thing Ms. \_\_\_\_\_ has taught me is

### INSIDE THE CLASSROOM PRESENTATION AGENDA:

1. Two or 3 students read their thank you notes out loud to the teacher
2. Student presents the Wild West Road Trip Journal to the teacher
3. Play the Gratitude game





**WILD WEST ROAD TRIP  
JOURNAL  
OF  
THANK YOU  
NOTES**

**2024**



**THANK YOU FOR:**

---

---

---

---

---

---

---

---

---

---

---

---

**HAPPY TRAILS TO YOU!**



# ACTION CREW

1. Enlist the G-Force students, art teacher, other Special Area Teachers or room moms in the elementary school to help classroom students create the **Wild West Road Trip Journal** for their teachers.
2. Enlist a community or school group to provide a theme-related BBQ lunch for the teachers in the teachers' lounge, if provided.
3. Enlist a community or school group to provide trail mix, water bottles and chocolate bars to be served on the Happy Trails Cart.
4. Have two students practice the **Yee-Haw Announcements** over the school intercom. Make sure they practice using inflection and humor where needed to make them more fun.
5. Identify students willing to sing the rewritten lyrics over the intercom on Teacher Appreciation Day or live during the luncheon for the teachers on their special day.
6. Determine the message for marquee and put it up prior to the appreciation day.
7. Write a thoughtful thank you note to at least one of your teachers.
8. Dress in cowboy attire and participate in delivering items from the **Happy Trails Cart** to the teachers on Teacher Appreciation Day.
9. Help create the **Wild West Road Trip Journal** and lead your classroom in the individual classroom **Gratitude Game** and presentation, if possible.



Encourage 2 students to practice and present a dramatic presentation of the announcements using inflection and humor when needed.

# ANNOUNCEMENTS

Action

Student 1	Howdy _____ (name of school)!
Student 2	Whoa there cowboy (or cowgirl). You know our school mascot is _____, not cowboys!
Student 1	I know, I know! But we have a BIG week this week.
Student 2	What's going on?
Student 1	We are celebrating our teachers with Teacher Appreciation Day.
Student 2	And I'm betting our theme has something to do with cowboys?!
Student 1	It's better than that! We are taking a Road Trip Out West!
Student 2	This should be interesting since we live in the south.
Student 1	It's going to be great. You know, our teachers are the heart of our school.
Student 2	They teach us so much more than just reading, math, science and history.
Student 1	They help prepare us for life and make good choices.
Student 2	And they really do care about us.
Student 1	I'm grateful that our school has such great teachers!
Student 2	Me too! And it's going to be fun to celebrate them this week!





Student 1	Yeehaw!!
Student 2	Yippee Ki-I-A!!
Student 1	We are really getting into the spirit of the wild west, huh?
Student 2	You got that right!
Student 1	And today we want all of our students to be working on a special note of gratitude to your teacher.
Student 2	Each class (or first period class) will be putting together all of the notes into a Wild West Road Trip Journal to present to your teachers tomorrow.
Student 1	Each classroom should have a template you can write your note on. Or you can design your own on notebook paper.
Student 2	Make it unique by writing something special or specific that you are thankful for about your teacher.
Student 1	What a great keepsake for them.
Student 2	I sure hope they enjoy reading what the students write to them.
Student 1	We are SOOOO grateful for our teachers here at _____.
Student 2	Let's get to writing those journal entries, students!



**\*\*Principal makes the announcement today\*\***

Well students, today is the day! We are celebrating our Teachers and all that they do to make our school a better place and to make you the best that you can be! Right after our announcements, your classes will be presenting the Wild West Road Trip Journal that your class made to your teacher. You will also be playing a fun gratitude game led by \_\_\_\_\_ (G-Force students, parent volunteer, teacher assistant).

Let's be sure we honor and thank our teachers ALL day today!

And to kick off Teacher Appreciation Day, \_\_\_\_\_ will be singing a special song to honor all of our teachers! Take it away. . .



# TEACHERS, WE HONOR YOU!

## REWRITTEN LYRICS

Honor the teachers with these rewritten lyrics by enlisting the chorus or another group of students to sing the rewritten lyrics over the school intercom on Teacher Appreciation Day, or have them sing it live in the teacher's lounge while the teachers are eating their BBQ lunch.

### Action

Thank you, Thank you, Thank you  
teachers  
For designing a creative lesson plan  
The things we think we can not learn  
You somehow make us believe we can

We honor you because you care  
If we need help, you're always there

We love that you never ever treat us  
mean  
And you seem to know most  
everything  
And we understand when you explain  
When you're teaching something new  
Thank you

We know your wisdom is so keen  
A guiding light in our learning scene  
Encouraging us to chase our dreams  
Thank you

We can easily understand  
That your time is in great demand  
But please know how much it means  
to us  
Thank you

Thank you, Thank you, Thank you  
teachers  
For designing a creative lesson plan  
The things we think we can not learn  
You somehow make us believe we can

Thank you for the time you spend  
Your dedication never ends  
You do it all for us  
Thank you

We're here today to honor you  
For all the things you say and do  
We know you care about us too  
Thank you

Sing to the tune  
of Jolene Trails to  
You.

Click [here](#) for the  
song video with  
lyrics

# ARMED AND VERY DANGEROUS

# CASH 200000\$ REWARD



Your School Name

Happy Trails to

All our Teachers!

Teacher Appreciation Day

May, 2024

Your School Name

YEE HAW!

We Love our Teachers!

Teacher Appreciation Day

May, 2024

**TUMBLEWEED**



**MARQUEE  
MESSAGES**

Action

Use one of these marquee messages or create your own to honor Teachers and inform the community of Teacher Appreciation Day.



# CREATIVE CREW

- 
- 
1. Decorate a rolling cart with brown or tan butcher paper or plastic tablecloth. Make a poster that says “Happy Trails Cart”. Participate in delivering cart items to all the teachers on their special day.
  2. Wrap the water bottles and chocolate bars with the templates provided and add them to the Happy Trails Cart for the teachers.
  3. Use the posters to inform the entire school about the upcoming Teacher Appreciation Day.
  4. Write a thoughtful thank you note to at least one of your teachers.
  5. Dress in cowboy attire and participate in delivering items from the Happy Trails Cart to the teachers on Teacher Appreciation Day.
  6. Help create the **Wild West Road Trip Journal** and lead your classroom in the individual classroom presentation, if possible.




# Water bottle Label

Creative

**HAPPY TEACHER DAY!**

**HATS OFF  
TO  
YOU!**

**THANK YOU FOR A GREAT YEAR!**



**HAPPY TEACHER DAY!**

**HATS OFF  
TO  
YOU!**


**THANK YOU FOR A GREAT YEAR!**



**HAPPY TEACHER DAY!**

**HATS OFF  
TO  
YOU!**

**THANK YOU FOR A GREAT YEAR!**



# Candy Bar Label

Creative





**HAPPY TEACHER DAY!**

**OUR  
TEACHERS  
ARE THE  
BEST  
IN THE  
WEST!**

**THANK  
A  
TEACHER  
TODAY!**

**HAPPY TEACHER DAY!**

**OUR  
TEACHERS  
TAKE US  
TO THE  
DEPTH  
OF  
KNOWLEDGE!**

**GRAND CANYON**

NATIONAL PARK



**YEE HAW!**

**WE  
LOVE  
OUR  
TEACHERS!**



**Happy Trails**

**TO OUR TEACHERS!**



# PAPARAZZI CREW

Use photos and video clips to tell the story of the appreciation day. Use an on-camera reporter to introduce the day and the name of the school. Take photos or video clips (30 seconds or less) of students doing any of the following that you choose:

## *Before the day:*

- Displaying posters or marquee messages
- Making and assembling the Happy Trails Cart
- Making announcements
- Writing thank you notes for the Wild West Road Trip Journals

## *Day of the celebration:*

- Dress in cowboy attire and walk around with the Happy Trails Cart, taking photos and video of the A-Team students delivering goodies and saying thank you to each teacher
- Students being interviewed about their teacher
- A completed Wild West Road Trip Journal made by the students
- Students singing the rewritten lyrics over the intercom or live during the Teachers' luncheon
- Teachers' responses to what they liked best about the day
  
- Help create the **Wild West Road Trip Journal** and lead your classroom in the individual classroom presentation, if possible.

## *After the day:*

- Upload the photos and videos  
Tip: Coordinate times with other A-Team groups to get photos and video needed.



Lucky Star

The deadline for Lucky Star and Awesome Notes of Appreciation is  
**Wednesday, May 15th.**

Upload photos, videos and summaries to:  
Utrust Coordinators  
closed Facebook group.  
Include your school name.

